

Touch PRO

El refugio perfecto para parejas: dimensiones ideales.

CÓDIGO 77261

Ideal para **3 personas**

3 posiciones distintas

2 tumbonas

1 asiento

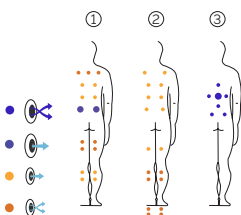
Medidas: 216 × 166 × 74 cm

Volumen de agua: 780 litros


Peso: Vacío 229 kg / Lleno 1.009 kg

5 colores


5 tipos de masaje



ACABADOS CASCO



ACABADOS REVESTIMIENTO DEL MUEBLE EXTERIOR



PRESTACIONES



PRESTACIONES OPCIONALES



ES

AQUAVIA SPA

PRO LINE

CARACTERÍSTICAS TÉCNICAS

PRESTACIONES	
Total puntos de masaje	42
Jets masaje agua	42
Reposacabezas	3
Touch Panel	Equipamiento de serie
Ultraviolet Treatment UV	Equipamiento de serie
Estructura metálica	Equipamiento de serie
Base ABS	Equipamiento de serie
Prime Tex Cover	Equipamiento de serie
EcoSpa	Opcional
Nordic Insulation System	Opcional
Blue Connect Plus	Opcional
ACABADOS	
Colour Sense	5 LEDES + accesorios iluminados
Bluetooth Audio	Opcional
Jets / Boquillas Inoxidable	Equipamiento de serie
Barra Inoxidable	Equipamiento de serie
Wifi Spa Control	Opcional
Sin revestimiento	Opcional
BOMBAS DE MASAJE	
Masaje de agua	2.200 W / 3 CV
Relax Impact Pump	No disponible
FILTRACIÓN Y CALEFACCIÓN	
Bomba de recirculación	200 W
Calentador de agua	3.000 W
Tipo de filtro	Cartucho
CORRIENTE ELÉCTRICA	
Potencia requerida a 230 V (LOW/AMP)	3.400 W / 14,6 A
Voltaje	230 V / 400 V III

Como parte de nuestra política de mejoramiento continuo, nos reservamos el derecho de modificar el diseño y/o especificaciones sin previo aviso.

Touch PRO

The perfect retreat for couples: ideal dimensions.

CODE 77261

Ideal for 3 people

3 different positions

2 loungers

1 seat

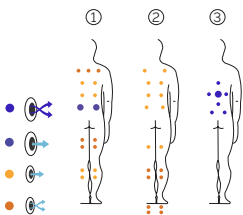
Measures: 216 x 166 x 74 cm

Water volume: 780 litres


Weight: Empty 229 kg / Full 1,009 kg

5 colours


5 types of massage



SHELL FINISHES



FURNITURE FINISHES (OUTDOOR CABINET)



FEATURES



OPTIONAL FEATURES



EN

AQUAVIA SPA

PRO LINE

TECHNICAL SPECIFICATIONS

FEATURES	
Total massage points	42
Massage Jets	42
Headrests	3
Touch Panel	Standard equipment
Ultraviolet Treatment UV	Standard equipment
Metal structure	Standard equipment
ABS base	Standard equipment
Prime Tex Cover	Standard equipment
EcoSpa	Optional
Nordic Insulation System	Optional
Blue Connect Plus	Optional
FINISHES	
Colour Sense	5 LEDs + Lit accessories
Bluetooth Audio	Optional
Stainless Steel Nozzles	Standard equipment
Stainless Steel Bar	Standard equipment
Wifi Spa Control	Optional
Without cabinet	Optional
MESSAGE PUMPS	
Water massage	2,200 W / 3 CV
Relax Impact Pump	Not available
FILTRATION AND HEATING	
Recirculation pump	200 W
Water heater	3,000 W
Type of filter	Cartridge
POWER SUPPLY	
Power requirement to 230 V (LOW/AMP)	3,400 W / 14,6 A
Voltage	230 V / 400 V III

As part of our policy of continuous improvement, we reserve the right to modify design and/or specifications without prior notice.

Touch PRO

La retraite idéale pour les couples : dimensions idéales.

CODE 77261

Idéal pour 3 personnes

3 positions

2 allongées

1 assises

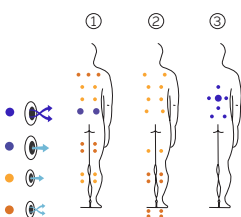
Dimensions: 216 x 166 x 74 cm

Volume Eau: 780 litres


Poids: Vide 229 kg / Plein 1.009 kg

5 couleurs


5 massages



COULEURS ACRYLIQUE



TYPE REVÊTEMENT MEUBLE EXTÉRIEUR



PRESTATIONS



PRESTATIONS OPTIONNELLES



FR

AQUAVIA SPA

PRO LINE

CARACTÉRISTIQUES TECHNIQUES

PRESTATIONS	
Total Points de Massage	42
Jets massage	42
Appui-tête	3
Touch Panel	Équipement en série
Ultraviolet Treatment UV	Équipement en série
Structure Métal	Équipement en série
Base ABS	Équipement en série
Prime Tex Cover	Équipement en série
EcoSpa	Option
Nordic Insulation System	Option
Blue Connect Plus	Option
FINITIONS	
Colour Sense	5 LEDS + Accessoires de lumière
Bluetooth Audio	Opcional
Buses en acier inoxydable	Équipement en série
Barre en acier inoxydable	Équipement en série
Wifi Spa Control	Opcional
Sans habillage	Opcional
POMPES DE MASSAGE	
Massage d'eau	2.200 W / 3 CV
Relax Impact Pump	Non disponible
FILTRATION ET CHAUFFAGE	
Pompe de recirculation	200 W
Chauffage d'eau	3.000 W
Type de filtre	Cartouche
COURANT ÉLECTRIQUE	
Puissance maximale to 230 V (LOW/	3.400 W / 14,6 A
Tension	230 V / 400 V III

Dans le cadre de notre politique d'amélioration continue, nous nous réservons le droit de modifier la conception et/ou les spécifications sans

Touch PRO

Der perfekte Rückzugsort für Paare: ideale Abmessungen.

CODE 77261

Ideal für 3 Personen

3 Positionen

2 Liege

1 Sitzen

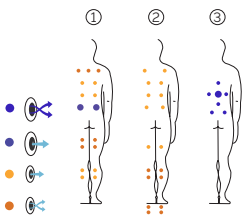
Abmasse: 216 x 166 x 74 cm

Volumen: 780 liter


Gewicht: Leer 229 kg / Befüllt 1.009 kg

5 Farben


5 Massagen



ACRYLFARBEN



VERKLEIDUNGSTYP Außenrahmen



LEISTUNGEN



OPTIONALE LEISTUNGEN



DE

AQUAVIA SPA

PRO LINE

AUSSTATTUNG

LEISTUNGEN	
Massagepunkte gesamt	42
Massagedüsen	42
Kopfstützen	3
Touch Panel	Serienausstattung
Ultraviolet Treatment UV	Serienausstattung
Metallrahmen	Serienausstattung
ABS-Platte	Serienausstattung
Prime Tex Cover	Serienausstattung
EcoSpa	Option
Nordic Insulation System	Option
Blue Connect Plus	Option
UNTERHALTUNG	
Colour Sense	5 LEDES + Beleuchtungszubehör
Bluetooth Audio	Option
Düsen Edelstahl	Serienausstattung
Stabstahl aus Edelstahl	Serienausstattung
Wifi Spa Control	Option
Ohne Rahmen	Option
MASSAGEPUMPEN	
Wassermassage	2.200 W / 3 CV
Relax Impact Pump	Nicht verfügbar
FILTER UND HEIZUNG	
Umwälzpumpe	200 W
Wassererhitzer	3.000 W
Filtertyp	Kartuschenfilter
ELEKTRISCHE SPANNUNG	
Leistung Option niedrige Stromstärke(W)/A)230 V	3.400 W / 14,6 A
Stromspannung	230 V / 400 V III

Im Rahmen unserer Politik der kontinuierlichen Verbesserung behalten wir uns das Recht vor, Design und/oder Spezifikationen ohne vorherige

Touch PRO

Il rifugio perfetto per le coppie: dimensioni ideali.

CODICE 77261

Ideale per 3 persone

3 posizioni

2 sdraiato

1 seduto

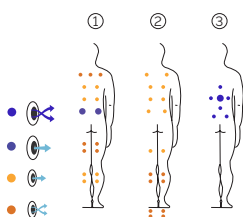
Misure: 216 x 166 x 74 cm

Volume acqua: 780 litri


Peso: Vuota 229 kg / Piena 1.009 kg

5 colori


5 massaggi



COLORI SUPERFICIE ACRILICA



TIPO DI RIVESTIMENTO DEL MOBILE ESTERNO



PRESTAZIONI



PRESTAZIONI ADDIZIONALI



IT

AQUAVIA SPA

PRO LINE

CARATTERISTICHE TECNICHE

PRESTAZIONI	
Totale punti di massaggio	42
Getti di massaggio	42
Poggiatesta	3
Touch Panel	Equipaggiamento di serie
Ultraviolet Treatment UV	Equipaggiamento di serie
Estruttura metallica	Equipaggiamento di serie
Base ABS	Equipaggiamento di serie
Prime Tex Cover	Equipaggiamento di serie
EcoSpa	Opzionale
Nordic Insulation System	Opzionale
Blue Connect Plus	Opzionale
FINITURE	
Colour Sense	5 LEDS + Accessori illuminati
Bluetooth Audio	Opzionale
Jet/Bocchette Inossidabile	Equipaggiamento di serie
Barra in acciaio inox	Equipaggiamento di serie
Wifi Spa Control	Opzionale
Senza rivestimento	Opzionale
POMPE DI MASSAGGIO	
Massaggio ad acqua	2.200 W / 3 CV
Relax Impact Pump	Non disponibile
FILTRAGGIO E RISCALDAMENTO	
Pompa di ricircolo	200 W
Scaldaacqua	3.000 W
Tipo di filtro	Cartuccia
CORRENTE ELETTRICA	
Potenza necessaria a 230 V (LOW/AMP)	3.400 W / 14,6 A
Tensione	230 V / 400 V III

Nell'ambito della nostra politica di miglioramento continuo, ci riserviamo il diritto di modificare il design e/o le specifiche senza preavviso.