

Sundown

El círculo virtuoso del wellness.

AQUALIFE LINE

AQUAVIA SPA

ES

CARACTERÍSTICAS TÉCNICAS


| PRESTACIONES | |
|--------------------------------------|-------------------|
| Total puntos de masaje | 32 |
| Jets masaje agua | 22 |
| Boquillas masaje aire | 10 |
| Cascadas | No disponible |
| Reposacabezas | No disponible |
| Panel de Control Digital | Estándar |
| Ultraviolet Treatment | Estándar |
| Estructura metálica | Estándar |
| Base ABS | Estándar |
| Prime Tex Cover | Estándar |
| **EcoSpa | Estándar |
| Nordic Insulation System | No disponible |
| ACABADOS | |
| 2 Focos LED | No disponible |
| 1 Foco LED | Incluido |
| Bluetooth Audio | No disponible |
| Boquillas Inoxidables | Estándar |
| Touch panel programable WiFi | No disponible |
| Sin revestimiento | Opcional |
| BOMBAS DE MASAJE | |
| Masaje de agua | 1800 W / 2,5 CV |
| Relax Impact Pump | 400 W |
| FILTRACIÓN Y CALEFACCIÓN | |
| Bomba de recirculación | 200 W |
| Calentador de agua | 3.000 W |
| Tipo de filtro | Cartucho |
| CORRIENTE ELÉCTRICA | |
| Potencia requerida a 230 V (LOW/AMP) | 3.400 W / 14,6 A |
| Voltaje | 230 V / 400 V III |



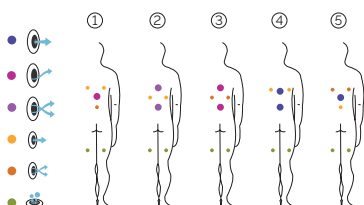
| |
|--|
| CÓDIGO 52163 |
| Ideal para 3 personas |
| 5 posiciones distintas |
| 5 asientos |
| Medidas: ø 205 x 90 cm |
| Volumen de agua: 680 litros |
| Peso: Vacío 181 kg / Lleno 861 kg |
| 5 colores |
| 5 tipos de masaje |



ACABADOS CASCO (COLORES ACRÍLICO)



ACABADOS REVESTIMIENTO DEL MUEBLE EXTERIOR



PRESTACIONES



PRESTACIONES OPCIONALES



**Aislamiento de doble capa (Aluminio+Polietileno+Espuma).

Como parte de nuestra política de mejoramiento continuo, nos reservamos el derecho de modificar el diseño y/o especificaciones sin previo aviso.

Sundown

The virtuous circle of wellness.

EN

AQUAVIA SPA

AQUALIFE LINE

TECHNICAL SPECIFICATIONS

CODE 52163

Ideal for **3 people**

5 positions

5 seats

Measures: ø 205 x 90 cm

Water capacity (l): 680 liters

Weight: Empty 181 kg / Full 861 kg

5 colors

5 massages



FEATURES

| | |
|--------------------------|---------------|
| Total massage points | 32 |
| Massage Jets | 22 |
| Air Nozzles | 10 |
| Waterfall | Not available |
| Headrests | Not available |
| Digital Control Panel | Standard |
| Ultraviolet Treatment | Standard |
| Metal structure | Standard |
| ABS base | Standard |
| Prime Tex Cover | Standard |
| **EcoSpa | Standard |
| Nordic Insulation System | Not available |

FINISHES

| | |
|--------------------------------|---------------|
| 2 LED spotlights | Not available |
| 1 LED spotlight | Not included |
| Bluetooth Audio | Not available |
| Stainless Steel Nozzles | Standard |
| Programmable Wi-Fi Touch Panel | Not available |
| Without cabinet | Optional |

MASSAGE PUMPS

| | |
|-------------------|------------------|
| Water massage | 1.800 W / 2,5 CV |
| Relax Impact Pump | 400 W |

FILTRATION AND HEATING


| | |
|--------------------|-----------|
| Recirculation pump | 200 W |
| Water heater | 3.000 W |
| Type of filter | Cartridge |

POWER SUPPLY

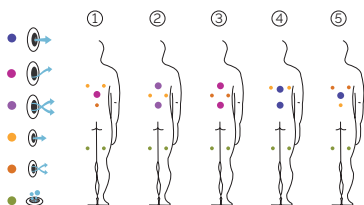
| | |
|--------------------------------------|-------------------|
| Power requirement to 230 V (LOW/AMP) | 3.400 W / 14,6 A |
| Voltage | 230 V / 400 V III |



SHELL FINISHES (ACRYLIC COLORS)



FURNITURE FINISHES (OUTDOOR CABINET)



FEATURES



OPTIONAL FEATURES



**Double-layer insulation (Aluminium+Polyethylene+Foam).

According to our policy of constant evolution, we reserve the right to modify the specifications in part or in whole without forewarning.

Sundown

Le cercle vertueux du bien-être.

AQUALIFE LINE

AQUAVIA SPA

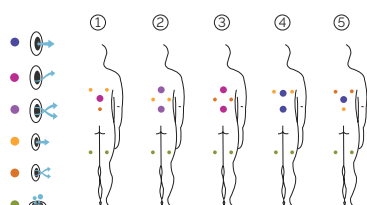

(FR)

CARACTÉRISTIQUES TECHNIQUES


| PRESTATIONS | |
|---------------------------------------|---------------------|
| Total Points de Massage | 32 |
| Jets massage | 22 |
| Buse air | 10 |
| Cascades Eau | Non disponible |
| Appuie-tête | Non disponible |
| Boîtier de commande numérique | Équipement en série |
| Ultraviolet Treatment | Équipement en série |
| Structure Métal | Équipement en série |
| Base ABS | Équipement en série |
| Prime Tex Cover | Équipement en série |
| **EcoSpa | Équipement en série |
| Nordic Insulation System | Non disponible |
| FINITIONS | |
| 2 ampoules LED | Non disponible |
| 1 ampoule LED | Inclus |
| Bluetooth Audio | Non disponible |
| Buses en acier inoxydable | Équipement en série |
| Touch Panel Programable Wifi | Non disponible |
| Sans habillage | Option |
| POMPES DE MASSAGE | |
| Massage d'eau | 1.800 W / 2,5 CV |
| Relax Impact Pump | 400 W |
| FILTRATION ET CHAUFFAGE | |
| Pompe de recirculation | 200 W |
| Chauffage d'eau | 3.000 W |
| Type de filtre | Cartouche |
| COURANT ÉLECTRIQUE | |
| Puissance maximale to 230 V (LOW/AMP) | 3.400 W / 14,6 A |
| Tension | 230 V / 400 V III |



| |
|--|
| CODE 52163 |
| Idéal pour 3 personnes |
| 5 positions |
| 5 assises |
| Dimensions: ø 205 x 90 cm |
| Volume Eau: 680 litres |
| Poids: Vide 181 kg / Plein 861 kg |
| 5 couleurs |
| 5 massages |



COULEURS ACRYLIQUE



TYPE REVÊTEMENT MEUBLE EXTÉRIEUR



Synthetic Grey

PRESTATIONS



PRESTATIONS OPTIONNELLES



**Isolation double couche (aluminium+polyéthylène+mousse).

Dans le cadre de notre politique d'améliorations constantes, nous nous réservons le droit de modifier/d'amender nos spécifications n'importe quand et sans aucun préavis.

Sundown

Der "Engelskreis" der Wellness.

AQUALIFE LINE

AQUAVIA SPA

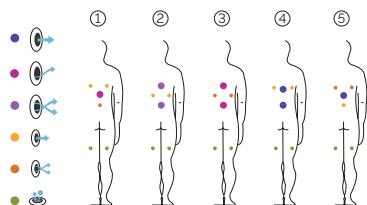
DE

AUSSTATTUNG


| LEISTUNGEN | |
|--|-------------------|
| Massagepunkte gesamt | 32 |
| Massagedüsen | 22 |
| Luftdüsen | 10 |
| Wasserfälle | Nicht verfügbar |
| Kopfstützen | Nicht verfügbar |
| Digitale Bedieneinheit | Serienausstattung |
| Ultraviolett Treatment | Serienausstattung |
| Metallrahmen | Serienausstattung |
| ABS-Platte | Serienausstattung |
| Prime Tex Cover | Serienausstattung |
| **EcoSpa | Serienausstattung |
| Nordic Insulation System | Nicht verfügbar |
| UNTERHALTUNG | |
| 2 LED-Strahler | Nicht verfügbar |
| 1 LED-Strahler | Enthalten |
| Bluetooth Audio | Nicht verfügbar |
| Düsen Edelstahl | Serienausstattung |
| Programmierbares WLAN-Tastfeld | Nicht verfügbar |
| Ohne Rahmen | Option |
| MASSAGEPUMPEN | |
| Wassermassage / Jetpumpe | 1.800 W / 2,5 CV |
| Relax Impact Pump / Gebläse | 400 W |
| FILTER UND HEIZUNG | |
| Silent Pump / Umwälzpumpe | 200 W |
| Wassererhitzer | 3.000 W |
| Filtertyp | Kartuschenfilter |
| ELEKTRISCHE SPANNUNG | |
| Leistung Option niedrige Stromstärke(W)/(A)230 V | 3.400 W / 14,6 A |
| Stromspannung | 230 V / 400 V III |



| |
|---------------------------------------|
| CODE 52163 |
| Ideal für 3 Personen |
| 5 Positionen |
| 5 Sitzen |
| Abmasse: ø 205 x 90 cm |
| Volumen (l): 680 liter |
| Gewicht: Leer 181 kg / Befüllt 861 kg |
| 5 Farben |
| 5 Massagen |



ACRYLFARBEN



VERKLEIDUNGSTYP Außenrahmen



Synthetic Grey

LEISTUNGEN



OPTIONALE LEISTUNGEN



**Doppelschicht-Wärmedämmung (Aluminium-Polyethylen-Schaumstoff).

Im Rahmen unserer Bemühungen um ständige Verbesserungen behalten wir uns das Recht vor, ohne weitere Bekanntmachungen Änderungen an der Konstruktion und den technischen Daten vorzunehmen.

Sundown

Il circolo virtuoso del wellness.

AQUALIFE LINE

AQUAVIA SPA

IT

CARATTERISTICHE TECNICHE


| PRESTAZIONI | |
|--------------------------------------|--------------------------|
| Totale punti di massaggio | 32 |
| Getti di massaggio | 22 |
| Bocchette di aria | 10 |
| Cascate d'acqua | Non disponibile |
| Poggiatesta | Non disponibile |
| Pannello di controllo digitale | Equipaggiamento di serie |
| Ultraviolet Treatment | Equipaggiamento di serie |
| Struttura metallica | Equipaggiamento di serie |
| Base ABS | Equipaggiamento di serie |
| Prime Tex Cover | Equipaggiamento di serie |
| **EcoSpa | Equipaggiamento di serie |
| Nordic Insulation System | Non disponibile |
| FINITURE | |
| 2 luci LED | Non disponibile |
| 1 luce LED | Incluso |
| Bluetooth Audio | Non disponibile |
| Jet/Bocchette Inossidabile | Equipaggiamento di serie |
| Touch Panel programmabile WiFi | Non disponibile |
| Senza rivestimento | Opzionale |
| POMPE DI MASSAGGIO | |
| Massaggio ad acqua | 1.800 W / 2,5 CV |
| Relax Impact Pump | 400 W |
| FILTRAGGIO E RISCALDAMENTO | |
| Pompa di ricircolo | 200 W |
| Scaldaacqua | 3.000 W |
| Tipo di filtro | Cartuccia |
| CORRENTE ELETTRICA | |
| Potenza necessaria a 230 V (LOW/AMP) | 3.400 W / 14,6 A |
| Tensione | 230 V / 400 V III |



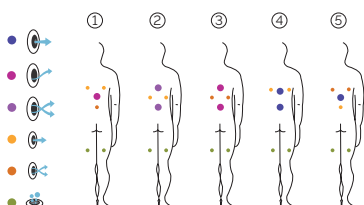
| |
|--|
| CODICE 52163 |
| Ideale per 3 persone |
| 5 posizioni |
| 5 seduto |
| Misure: ø 205 x 90 cm |
| Volume acqua: 680 litri |
| Peso: Vuota 181 kg / Piena 861 kg |
| 5 colori |
| 5 massaggi |



COLORI SUPERFICIE ACRILICA



TIPO DI RIVESTIMENTO DEL MOBILE ESTERNO



PRESTAZIONI



PRESTAZIONI ADDIZIONALI



**Isolamento a doppio strato (Alluminio + Polietilene + Schiuma).

Come parte della nostra politica di miglioramento continuo, ci riserviamo il diritto di modificare il design e/o le specifiche tecniche senza preavviso.